

MAET.ASX

ABSOLUTE RETURNS

JUNE 2021 QUARTERLY UPDATE

QUARTERLY HIGHLIGHTS

- MAET, via the Munro Global Growth Fund, returned 4.1% for the June quarter. The Fund's long positions contributed 5.0% while shorts and hedging detracted -1.1%. Currencies added a further 0.2% to quarterly performance.
- Global equity markets had another positive quarter, continuing the strong rally from the COVID-19 related lows in March 2020. Market performance was driven by rapidly rising earnings estimates as market participants continue to underestimate the strength of the economic recovery and companies' ability to profit from it.
- From a stock attribution perspective for the quarter, positive contributions came from Nvidia (see page 3), Hello Fresh (see page 3) and Microsoft. Detractors for the quarter included Internet Disruption names The Trade Desk and Uber, and Digital Enterprise company, Twilio.

QUARTER RETURN	4.1%
----------------	------

SINCE INCEPTION RETURN	11.1%
------------------------	-------

CONTENTS

FUND AND MARKET UPDATE	PAGE 2
STOCK STORIES	PAGE 3
KEY STATISTICS	PAGE 4

WEBINAR INVITATION

Together with GSFM, we would like to invite you to attend our virtual webinar and Q&A session.

DATE: Tuesday 27 July


TIME: 12.00pm AEST

To receive the zoom link, please register your details [here](#).

NEW VIDEOS

Throughout the quarter, our YouTube channel published the 'Capital Preservation Series', a collection of 8 videos focussing on our downside protection tools, including:

- [CAPITAL PRESERVATION MINDSET](#)
- [LIQUIDITY](#)
- [SHORTING](#)
- [CURRENCY HEDGING](#)

 To view the entire series and to subscribe for future videos, head to our [YouTube channel](#).

MEDIA HIGHLIGHTS

Munro Partners has featured in a number of articles over the quarter. In case you missed them, some highlights have been listed below.

Nick Griffin interviewed with Henry Jennings on the Marcus Today [Podcast](#).

["Meme stock trading 'is just gambling'"](#), The Australian on the rise of meme stocks.

["Investors at odds on how to read the tech rout"](#) - Australian Financial Review.

IMPORTANT INFORMATION: Past performance is provided for illustrative purposes only and is not a guide to future performance. As 30 June 2021. *MAET invests in the underlying fund, the Munro Global Growth Fund ARSN 612 854 547 (MGGF) APIR MUA0002AU and cash. References marked * relate to the MGGF. The unit price reflects the month end closing unit price for the Munro Global Growth Fund (Hedge Fund) quoted on the Australian Stock Exchange under the ticker, MAET. Inception date of MAET is 2 November 2020; MGGF inception date is 1 August 2016. Returns of the MAET are net of management costs and assumes distributions have been reinvested. BPS refers to Basis Points, AOlS refers to Areas of Interest. EM refers to Emerging Markets (including China). GSFM Responsible Entity Services Limited ABN 48 129 256 104 AFSL 321517 (GRES) is the responsible entity of the Munro Global Growth Fund (Hedge Fund) ARSN 630 319 053 (Fund) and is the issuer of this information. This information has been prepared without taking account of the objectives, financial situation or needs of individuals. Before making an investment decision in relation to the Fund, investors should consider the appropriateness of this information, having regard to their own objectives, financial situation and needs and read and consider the product disclosure statement for the Fund dated 19 October 2020 (PDS) 2019 and the supplementary product disclosure statement dated 28 May 2021 which may be obtained from [www.gsfm.com.au](#), [www.munropartners.com.au](#) or by calling 1300 133 451. None of GRES, Munro Partners, its related bodies or associates nor any other person guarantees the repayment of capital or the performance of the Fund or any particular returns from the Fund. No representation or warranty is made concerning the accuracy of any data contained in this document. The Fund's holdings, exposure and allocations depict end of quarter figures and may have changed materially or not disclosed due to confidentiality reasons. Numbers may not sum due to rounding or compounding returns. This document is issued on 9 July 2021.



QUARTERLY HIGHLIGHTS

FUND COMMENTARY

Global equity markets had another positive quarter, continuing the strong rally from the COVID-19 related lows in March 2020.

Market performance was driven by rapidly rising earnings estimates as market participants continue to underestimate the strength of the economic recovery and companies' ability to profit from it. Aggressive sector rotation continued through the second quarter as investors adjusted their portfolios for the perceived success of vaccine rollouts and the degree to which fiscal and monetary policy support continues.

Further adding to the complexity of the reopening of communities has been the ongoing debate around structural versus transitory inflation. The hawks arguing that the US Federal Reserve is letting the recovery run too hot and the doves saying that inflationary impulses will subside when supply chains normalise post the crisis.

From the Fund point of view, the quarter was volatile but ultimately positive. Areas of interest that contributed strongly to the portfolio in the quarter included eCommerce, High Performance Computing and Digital Enterprise. Climate was weaker as we entered a slower period for political catalysts and some of the renewable companies were pressured by shorter term raw materials and logistics issues.

From a stock attribution perspective for the quarter, positive contributions came from Nvidia (see page 3), Hello Fresh (see page 3) and Microsoft. Detractors for the quarter included Internet Disruption names The Trade Desk and Uber, and Digital Enterprise company, Twilio. There were also some losses on hedging in the quarter as the Fund attempted to manage some of the volatility around our core stock positions.

MARKET OUTLOOK

Most market observers will have noted the large sector rotations that occurred throughout the COVID-19 pandemic. Whether it was the initial shift into 'Work from Home' winners, and out of them into the post vaccine 'Re-Opening' beneficiaries and finally, out of them and into 'Inflation Winners'. Even the market commentators are struggling to keep up with which part of the Growth versus Value trade we should be in right now.

So rather than contribute to this ongoing narrative we make the following three points:

- Stocks follow earnings over the long term;
- Interest rates will only change the price you pay for earnings growth, but they will not change who grows or shrinks in the long run; and
- The world will probably only re-open once.

As we sit here today, the second quarter results season should be the high point for re-opening earnings growth, and in our view its noteworthy that long term interest rates and inflation expectations have stopped going up. Elsewhere, many of the Areas of Interest that contributed positively to Fund performance for the quarter were supposedly in the wrong part of the market for 're-opening'. This would suggest this is the market starting to refocus on earnings growth over the longer term and that the leading growth stocks will re-assert themselves over time. This is particularly clear in our Digital Areas of Interest where growth accelerated during COVID-19 and there is scant evidence that this will slow as workers and consumers alike look to retain the conveniences they discovered. Whether it be hybrid workforces or groceries delivered online, these changes are here to stay.

Outside of the Digital Areas of Interest, we see the broadening economic backdrop as supportive of the Emerging Consumer names in the portfolio, particularly those with travel exposure. Elsewhere, we note some of the global infrastructure policies as likely to help the Climate Area of Interest. Further into 2021, the UN COP26 meeting in Glasgow in November looks set to be a major catalyst for the leading decarbonisation enablers in the Fund.

To conclude, we remain generally positive. The backdrop of economic growth broadening and global interest rates likely to remain structurally lower, creates a good environment for companies with the ability to grow. Equities will clearly be the asset class of choice if this environment prevails. The key risk to this outlook remains that long term interest rates have further to rise. While, in our view, moderately higher rates are very manageable for growth stocks, we do watch for an overshoot if the Federal Reserve is forced into hiking more aggressively. For risk management purposes, we are running a slightly more balanced portfolio by Areas of Interest and by stock valuations. We also re-iterate that we have portfolio management and hedging tools available to manage the situation should things get more difficult.



STOCK STORY - HELLOFRESH



AREA OF INTEREST:
MARKET CAP:

ECOMMERCE
EUR 14B

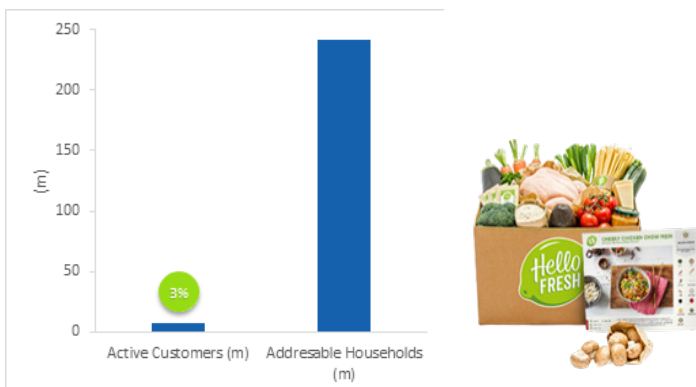
HelloFresh added 74 basis points to June quarterly performance.

Listed in Germany, HelloFresh is the global leader in online meal-kits. The company is solving the age-old problem of "what am I going to cook for dinner tonight?".

This is still a nascent business model that is addressing the very large grocery market. HelloFresh sources ingredients from third parties and complete the kit with in-house manufacturing (package ingredients and box them up). Effectively the business is 100% private label, which gives HelloFresh a much higher gross margin than supermarkets. HelloFresh "source to order" therefore has much lower food wastage (<1%) versus a supermarket that "sources to stock" (and therefore has 15-25% wastage). Given HelloFresh is sourcing a small number of Stock-Keeping-Units (SKUs) in large scale from relatively smaller suppliers, they have strong bargaining power. HelloFresh has a limited real estate footprint (only leased manufacturing facilities) as compared to a supermarket and finally, they are paid in advance, so have the benefit of negative working capital which can be used to fund further expansion of production facilities.

During the quarter, HelloFresh raised their 2021 full year revenue growth guidance range from 20%-25% to 35%-45%. The company also narrowed their Adjusted EBITDA margin guidance range from between 9%-12% to 10%-12%. This large guidance range lift was on the back of a more favourable than expected customer growth during the first quarter of 2021 and continued higher order rates.

During the quarter, HelloFresh added net new customers of 2 million taking the active customer number to just over 7 million. We continue to like HelloFresh given their founder-led mindset, in which they continue to provide customers with more choice and convenience. The company has barely scratched the surface of its addressable market and looks set to benefit as more and more consumers discover the convenience of ordering groceries online.



STOCK STORY- NVIDIA



AREA OF INTEREST:
MARKET CAP:

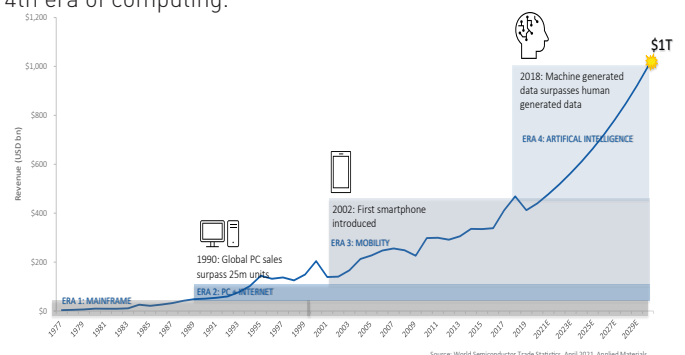
HIGH PERFORMANCE COMPUTE
USD 515B

Nvidia added 148 basis points to June quarterly performance.

Starting life as producer of graphics cards primarily to help run video games, Nvidia has emerged to become the world's leading designer of semiconductors, dominating the so-called 4th era of computing: the era of artificial intelligence. Put simply, a Graphic's Processing Unit (GPU) can process thousands of operations at once, known as parallel processing, ideal for functions like video games where there are thousands of potential outcomes every second. This capability also makes them perfect for the world of Artificial Intelligence (AI) as voice recognition software or personalised recommendations online for instance need similar capability.

Consequently, Nvidia GPU's and their attached software CUDA dominate the video game industry. They now also design into hyperscale cloud data centres, autonomous vehicles and numerous Internet of Things (IOT) devices. This trend is known as 'Accelerated Computing', the shift to GPU's and parallel computing to sit alongside the CPU's (Central Processing Unit) good for serial processing, to essentially make computers solve complex algorithms faster. It is also the primary reason why Nvidia has recently passed Intel as the world's largest semiconductor company.

Quarterly performance for Nvidia was driven by their fiscal first quarter results on the 27th of May. The company beat consensus handily and gave guidance that saw consensus earnings forecasts lifted by nearly 20%. Clearly gaming demand remains strong but it was the insatiable demand from hyperscale data centres that wrong-footed consensus. The large hyperscale data centre providers like Amazon Web Services, Google Cloud and Microsoft Azure have a seemingly insatiable demand for accelerated computing. Their ability to process AI functionality faster is in essence the key differentiator in the service level they offer for cloud customers versus on-site workloads. With attach rates of GPU's still low, it is unlikely that this demand will slow, and we see a long runway of growth ahead for Nvidia, who should become the key enabler of AI functionality in all its forms for the 4th era of computing.

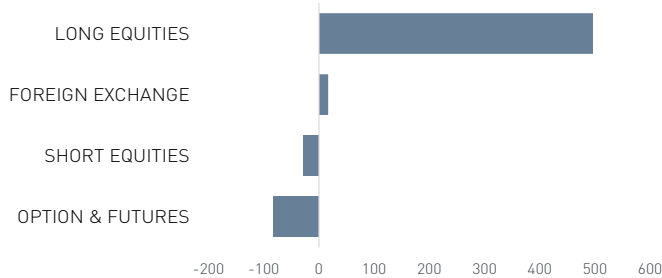


MAET.ASX

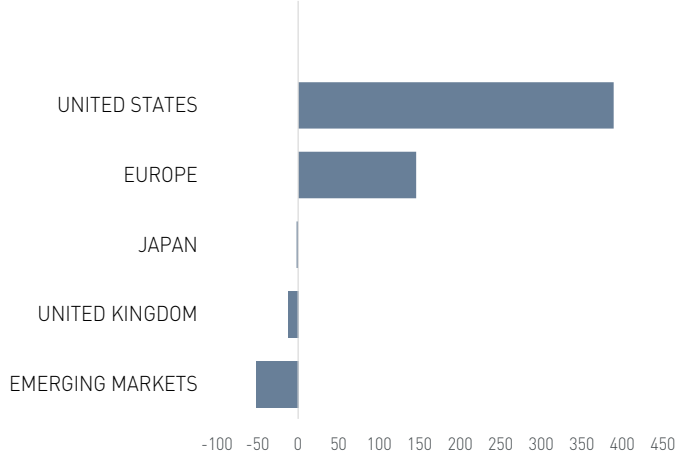
VIA THE MUNRO GLOBAL GROWTH FUND JUNE 2021 QUARTERLY UPDATE

QUARTERLY FUND ATTRIBUTION (BASIS POINTS)

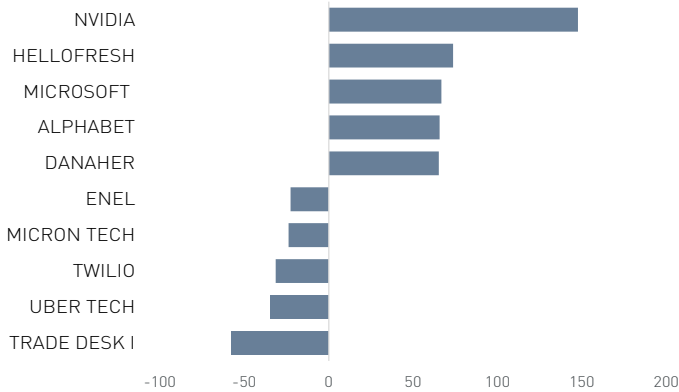
INVESTMENT CATEGORY



REGION (EQUITIES ONLY)



TOP & BOTTOM CONTRIBUTORS (EQUITIES ONLY)



QUARTER END EXPOSURE

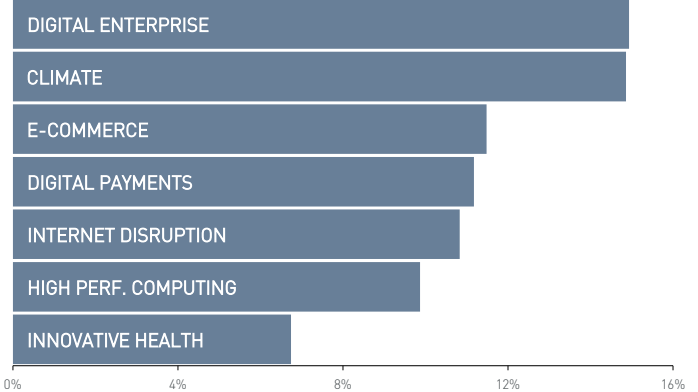
INVESTMENT CATEGORY

GROSS	104%	TOTAL POSITIONS	38
LONG	96%	LONG POSITIONS	34
SHORT	7%	SHORT POSITIONS	4
NET	89%		
DELTA ADJUSTED NET	89%		
CURRENCY HEDGE (AUD)	50%		

REGION

Region	GROSS	NET	CURR.
AUSTRALIA	0.0%	0.0%	50.3%
UNITED STATES	73.0%	64.3%	50.0%
EURO AREA	24.4%	21.9%	-0.2%
GERMANY	7.3%	4.7%	
IRELAND	1.8%	1.8%	
FRANCE	5.4%	5.4%	
ITALY	3.2%	3.2%	
NETHERLANDS	3.0%	3.0%	
SPAIN	3.7%	3.7%	
TAIWAN	2.5%	2.5%	0.0%
DENMARK	0.7%	0.7%	0.0%
JAPAN	2.9%	0.0%	0.0%
EXPOSURE	103.5%	89.3%	100.0%
DELTA ADJ. EXPOSURE	103.5%	89.3%	

AREAS OF INTEREST (AOI)



PERFORMANCE	3MTHS	6MTHS	1YR	2YRS (P.A.)	3YRS (P.A.)	INCEPTION (P.A.)	INCEPTION CUMULATIVE
MUNRO GLOBAL GROWTH FUND (AUD)	4.0%	5.0%	24.2%	23.9%	16.5%	17.0%	116.1%

	JUL	AUG	SEP	OCT	NOV	DEC	JAN	FEB	MAR	APR	MAY	JUN	TOTAL RETURN
2017FY		1.2%	1.1%	-3.3%	2.2%	0.9%	1.9%	0.0%	2.1%	3.5%	4.2%	-1.3%	12.9%
2018FY	1.9%	3.3%	1.7%	6.7%	1.1%	-2.5%	6.0%	0.1%	-2.5%	0.0%	2.8%	1.1%	21.0%
2019FY	-0.4%	5.1%	0.9%	-5.4%	-3.1%	-1.4%	2.1%	3.1%	1.2%	3.3%	-4.1%	2.4%	3.1%
2020FY	0.9%	-0.6%	-1.4%	-0.3%	4.6%	0.7%	5.6%	0.6%	1.3%	4.2%	3.9%	2.1%	23.6%
2021FY	6.1%	4.7%	-0.8%	2.2%	2.7%	2.2%	1.5%	0.9%	-1.5%	2.7%	-3.5%	4.9%	24.2%

Past performance is provided for illustrative purposes only and is not a guide to future performance.

Note that performance of MAET will vary slightly from the Munro Global Growth Fund due to costs associated with market making for MAET. Please refer to the PDS for further information.

